





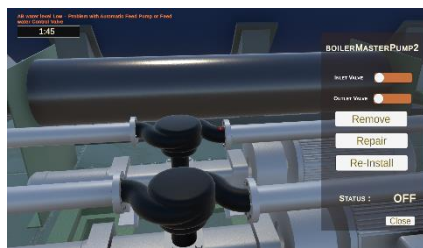




## Steps in the Application of Scenario 15

1	Avatar of player begins front of the engine room.	
2	Player goes to MOP	
3	Read messages about alarm on MOP screen	
4	Press Acknowledge button	
5	Go to -1 floor	
6	Go in front of the Boiler Master Pump Control panel and check the pressure of the depression.	

7	Go in front of the Boiler Master Pump#2. Open the inlet and outlet valve.	
8	Go in front of the Boiler Master Pump#1. Close the inlet and outlet valve. Remove, Repair, Re-install. Open the inlet and outlet valve.	
9	Check the water level until reaches the desired limit.	
10	Check Alarm Status light on the wall.	
12	Finish.	

